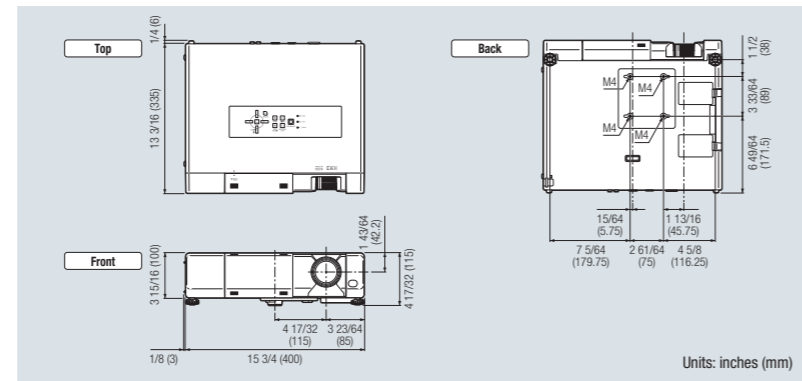


XV-Z15000



**Dimensions**



**Optional Accessories**

| Lamp            | Cable   | Column  | Column  | Column                                 |
|-----------------|---|---|---|--|
|                 |   |   |   |  |
| <b>AN-K15LP</b> | <b>AN-C3CP2</b><br>3-RCA to 15-pin<br>D-sub cable 10' (3 m) | <b>AN-TK201</b><br>For high ceiling<br>installation | <b>AN-TK202</b><br>For standard<br>ceiling installation | <b>AN-60KT</b><br>Installation adaptor |

Note: Some of the optional accessories may not be available depending on the region. Please check with your nearest Sharp Authorized Projector Dealer or Service Center.

**Specifications**

| Model                                   |  | XV-Z15000   |
|---|--|---|
| Display devices                         |  | 0.65" DLP® chip x1  |
| Resolution                              |  | 1080P (1920 x 1080)   |
| Brightness                              |  | 1,600 ANSI lumens   |
| Contrast ratio                          |  | 30,000:1  |
| Lens                                    | F number                                 | F 2.5 - 2.7   |
|   | Zoom                                     | Manual, x1.15 (f = 21.0 to 24.2 mm)   |
|   | Focus                                    | Manual  |
| Picture size                            |  | 40" (102 cm) to 500" (1,270 cm)   |
| Projection distance                     |  | 40": 1.3 to 1.4 m, 100": 3.1 to 3.6 m, 500": 15.7 m   |
| Input signals                           | Computer RGB                             | WSXGA+ / SXGA+ / SXGA / WXGA / XGA / SVGA / VGA<br>Mac 21" / 19" / 16" / 13"  |
|   | DTV                                      | 1080P / 1080i / 720P / 576P / 576i / 540P / 480P / 480i<br>NTSC / PAL / SECAM   |
| Input terminals                         | HDMI                                     | 2   |
|   | Computer / Component (mini D-sub 15 pin) | 1   |
|   | Component (3RCA)                         | 1   |
|   | S-Video (mini DIN 4 pin)                 | 1   |
|   | Video (RCA)                              | 1   |
| Control and communication terminals     | RS-232C (mini D-sub 9 pin)               | 1   |
| Horizontal frequency                    |  | 15 to 110 kHz   |
| Vertical frequency                      |  | 43 to 85 Hz   |
| Fan noise                               |  | 24 dB (Eco+Quiet)   |
| Projection lamp                         |  | 250 W   |
| Lamp life                               |  | 3,000 hours (Eco+Quiet)   |
| On-screen display languages             |  | English, German, Spanish, Dutch, French, Italian, Swedish, Portuguese, Russian, Polish, Hungarian, Turkish, Arabic, Persian, simplified Chinese, Korean, Japanese |
| Rated voltage                           |  | AC100 to 240 V  |
| Rated frequency                         |  | 50 / 60 Hz  |
| Input current                           |  | 3.7 A   |
| Power consumption (Standby)             |  | 353 W (7.6 W) with AC 100 V, 339 W (8.3 W) with AC 240 V  |
| Operation temperature                   |  | 41°F to 95°F (+5°C to +35°C)  |
| Cabinet                                 |  | Plastic   |
| Dimensions (main body only) (W x H x D) |  | 15 3/4" x 4 15/16" x 13 13/64" (400 x 100 x 335 mm)   |
| Weight (approx.)                        |  | 12.8 lbs. (5.8 kg)  |
| Supplied accessories                    |  | Remote control, Two R-6 batteries, Power cord [6' (1.8 m)], Operation manual  |

Design and specifications are current as of January 2009, but are subject to change without notice.  
 \*1 High Definition Television (HDTV) Monitor: Defined by CEA (Consumer Electronics Association, USA) to designate a 16:9 aspect ratio monitor or display with active vertical scanning lines of 720 progressive (720p) and higher.  
 \*2 The lamp life may vary depending on the usage condition.  
 \* DLP® and the DLP logo are registered trademarks of Texas Instruments.

**SHARP**

**XV-Z15000**  
High-Definition DLP® Home Theatre Projector



**Full High-Definition 1080P DLP® Projector with High Brightness of 1,600 ANSI Lumen Expanding the World of Home Theatre Entertainment**



**SHARP**  
SHARP CORPORATION OSAKA, JAPAN

© SHARP CORP. (JAN. 2009 PRINT) | E



**SHARP VISION™**

# Full High-Definition 1080P Picture Reproduction Meets the Needs of Recent High-Quality Video Entertainment



## High-Quality Picture

### Full HD Panel (1,920 x 1,080 pixels)

The XV-Z15000 provides Full HD high-resolution pictures with 1,920 x 1,080 pixels and greater capability for large-screen pictures to prevent rough, grainy colours. And, the panel is compatible with next-generation digital broadcast systems.

### 1,600 ANSI Lumen High Brightness

Incorporating Sharp optoelectronics technology, the XV-Z15000 provides 1,600 ANSI lumen brightness in high-brightness mode to enjoy large-screen pictures.

### 30,000:1 Dynamic Contrast

Employing a thoroughly developed optical engine with a DLP® chip reflective device, which can prevent light from coming through by controlling mirror angles, the XV-Z15000 enhances fine, detailed differences between the darkest and lightest colours and provides superior black level reproduction. Real blacks and clearly reproduced subtle colours provide impressively beautiful pictures.



30,000:1 Dynamic-Contrast Image

## Easy Setting

### Auto Vertical Keystone Correction

Just press the direct key on top of the projector top to automatically correct the picture projection angle according to the vertical direction of the projector. (Range of correction:  $\pm 12^\circ$ )



### Manual Vertical and Horizontal Keystone

This function compensates for pictures projected on angles both horizontally ( $\pm 30^\circ$ ) and vertically ( $\pm 40^\circ$ ).




### Spherical Adjustment

Manual compensation can be performed on pictures projected onto spherical surfaces, such as at a planetarium.

### Picture Rotation

If the table on which the projector is placed is slanted horizontally, the projected image is also slanted horizontally. The XV-Z15000 can rotate the slanted images to compensate for the slant of the surface on which the projector is placed ( $\pm 5^\circ$ )\*.

\* Depending on the signal, not all the picture may be projected when it is rotated.



### CEC (Consumer Electronics Control) Function\*

- **One-Touch Play:** The XV-Z15000 automatically turns on when you press the play button on a video device connected with an HDMI cable.
- **System Standby:** The video device automatically turns off when you turn the XV-Z15000 off.

\* The XV-Z15000 is CEC compatible with Sharp video products.

### Picture Mode

Picture mode can be selected with the direct key on top of the projector or with the remote control. Six modes can be selected: Standard, natural, dynamic, movie 1, movie 2, or game.

### Image Shift Function

The projected images can be shifted from right to left or up and down with the remote control.

Note: The range of image shift depends on the input signal and settings of other functions.



## Home Theatre Performance and Convenience

### Colour Management System (C.M.S.)

Independently controls colour hue, chrome and brightness for the six RGBMY colours (red, green, blue, cyan, magenta and yellow), enabling users to match the image quality to their preferences.



### Versatile Connectivity

The XV-Z15000 is equipped with two HDMI inputs in addition to various other video inputs, such as two component inputs, S-video inputs and composite inputs.



Low Fan Noise: 24 dB (Eco Mode)

## Convenience and Reliability

### Sliding Lens Cover

The lens cover can be slid closed to protect the lens from dust and damage while the projector is not being used or to interrupt the projection with the power still on. If the lens cover is kept closed for 30 minutes, the Auto Power Off function automatically turns off the power for safety.



### Sealed Optics

The optical mechanism of DLP® system projectors is sealed in its structure, preventing dust, dirt and smoke from entering core parts of the optics.

### Front Lamp Replacement System

You can exchange the lamp easily and safely even when the projector is mounted on the ceiling or in another high location.



### Safe Lamp Housing Structure

When the lamp is removed from the projector for replacement, the lamp door automatically closes, ensuring safe replacement in the event that the lamp breaks.

### Filter-Free Design

When the projector is being used, the lamp door remains open, and the lamp heat burns off dust, so there is no need to worry about filter clogging or costs for filter replacement.

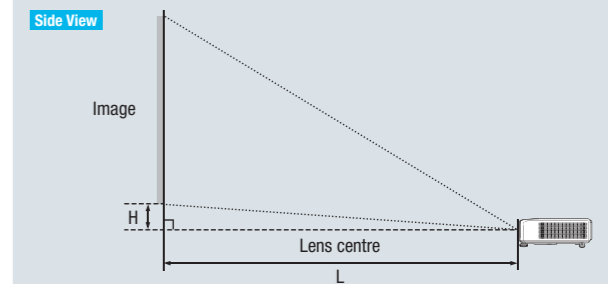
### Security Bar

A reinforcing bar for the antitheft cable is mounted at the corner of the projector for theft prevention.



## Screen Size and Projection Distance

### Correlation of XV-Z15000 to Screen



### Picture (Screen) Size and Projection Distance

When using a wide screen (16:9): In case of displaying the 16:9 picture on the whole of the 16:9 screen.

| Diag. (x) | Picture (Screen) size |               |                | Projection distance [L] |                  | Distance from the lens centre to the bottom of the image [H] |
|-----------|-----------------------|---------------|----------------|-------------------------|------------------|--|
|           | Width                 | Height        | Minimum [L-1]  | Maximum [L-2]           |                  |  |
| 500"      | 436" (1107 cm)        | 245" (623 cm) | 51'6" (15.7 m) | —                       | 39 3/8" (100 cm) |  |
| 300"      | 261" (664 cm)         | 147" (374 cm) | 30'11" (9.4 m) | 35'8" (10.9 m)          | 23 1/8" (60 cm)  |  |
| 200"      | 174" (443 cm)         | 98" (249 cm)  | 20'7" (6.3 m)  | 23'9" (7.2 m)           | 15 3/4" (40 cm)  |  |
| 100"      | 87" (221 cm)          | 49" (125 cm)  | 10'4" (3.1 m)  | 11'11" (3.6 m)          | 7 7/8" (20 cm)   |  |
| 60"       | 52" (133 cm)          | 29" (75 cm)   | 6'2" (1.9 m)   | 7'2" (2.2 m)            | 4 23/32" (12 cm) |  |
| 40"       | 35" (89 cm)           | 20" (50 cm)   | 4'1" (1.3 m)   | 4'9" (1.4 m)            | 3 5/32" (8 cm)   |  |

### When using a normal screen (4:3) and projecting a 4:3 image (NORMAL Mode)

| Diag. (x) | Picture (Screen) size |               |                 | Projection distance [L] |                   | Distance from the lens centre to the bottom of the image [H] |
|-----------|-----------------------|---------------|-----------------|-------------------------|-------------------|--|
|           | Width                 | Height        | Minimum [L-1]   | Maximum [L-2]           |                   |  |
| 400"      | 320" (813 cm)         | 240" (610 cm) | 50'5" (15.4 m)  | —                       | 38 3/16" (98 cm)  |  |
| 300"      | 240" (610 cm)         | 180" (457 cm) | 37'10" (11.5 m) | 43'7" (13.3 m)          | 28 29/32" (73 cm) |  |
| 200"      | 160" (406 cm)         | 120" (305 cm) | 25'3" (7.7 m)   | 29'1" (8.9 m)           | 19 17/64" (49 cm) |  |
| 100"      | 80" (203 cm)          | 60" (152 cm)  | 12'7" (3.8 m)   | 14'6" (4.4 m)           | 9 41/64" (24 cm)  |  |
| 60"       | 48" (122 cm)          | 36" (91 cm)   | 7'7" (2.3 m)    | 8'9" (2.7 m)            | 5 29/32" (15 cm)  |  |
| 40"       | 32" (81 cm)           | 24" (61 cm)   | 5'1" (1.5 m)    | 5'10" (1.8 m)           | 3 55/64" (10 cm)  |  |

### When using a normal screen (4:3): In case of setting the 16:9 picture to the full horizontal width of the 4:3 screen.

| Diag. (x) | Picture (Screen) size |               |                | Projection distance [L] |                   | Distance from the lens centre to the bottom of the image [H] |
|-----------|-----------------------|---------------|----------------|-------------------------|-------------------|--|
|           | Width                 | Height        | Minimum [L-1]  | Maximum [L-2]           |                   |  |
| 500"      | 400" (1016 cm)        | 300" (762 cm) | 47'3" (14.4 m) | —                       | 36 9/16" (92 cm)  |  |
| 300"      | 240" (610 cm)         | 180" (457 cm) | 28'4" (8.6 m)  | 32'8" (10.0 m)          | 21 11/16" (55 cm) |  |
| 200"      | 160" (406 cm)         | 120" (305 cm) | 18'11" (5.8 m) | 21'10" (6.6 m)          | 14 29/64" (37 cm) |  |
| 100"      | 80" (203 cm)          | 60" (152 cm)  | 9'5" (2.9 m)   | 10'11" (3.3 m)          | 7 15/64" (18 cm)  |  |
| 60"       | 48" (122 cm)          | 36" (91 cm)   | 5'8" (1.7 m)   | 6'6" (2.0 m)            | 4 11/32" (11 cm)  |  |
| 40"       | 35" (81 cm)           | 24" (61 cm)   | 3'9" (1.2 m)   | 4'4" (1.3 m)            | 2 51/64" (7 cm)   |  |